



m\_esmaelivaraki@yahoo.com

Kholghi@ut.ac.ir

(ANN)

$R^2$

ANN

/ RMSE /  $R^2$  - - -



( )

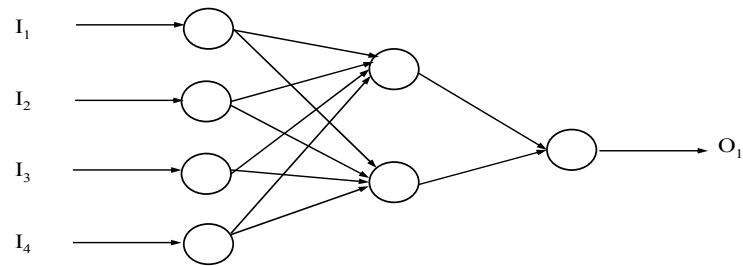
( )



( ) ( ) ANN  
( ) ANN ANN  
ANN ( )  
( ) ANN ( )  
( )  
( ) ( )



( )



( )

$$y_i = f(\sum x_i w_i + b_i) = \frac{1}{1 + e^{-(\sum x_i w_i + b_i)}} \quad ( )$$



(test)

(train)

' ' ' '

( )

' ' ' '



Neural work Pro. II PLUS

$$y_i = \frac{X_i - X_{\min}}{X_{\max} - X_{\min}} \quad ( )$$

( )

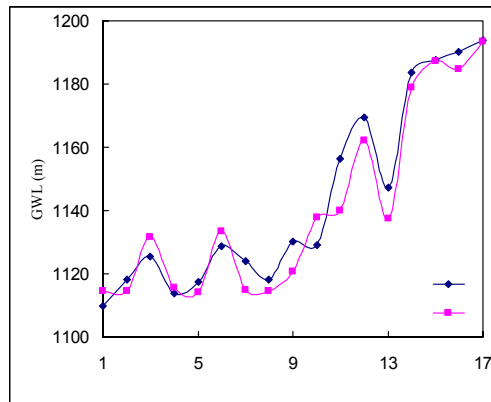
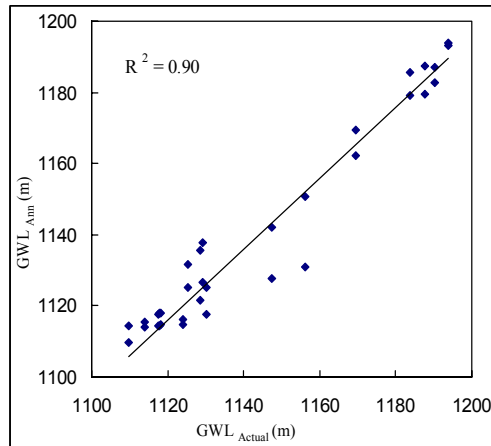






$R^2$  ( )  $R^2$

( ) ( )  
 $GLW_{ann}$   $GLW_{Actual}$





-

(ANN)

( )

( )

$R^2$

ANN

( - - - )

/ RMSE /

( )

( )

)

(



- Aziz, A. R. A and K. F. V. Wong, Neural network approach to the determination of aquifer parameters .ground water, 1992, 30 (2): 164-166.
- Jain, S. K, Development of integrated Sediment Rating Curves Using Anns. Journal of Hydraulic Engineering, 2001, Vol. 127, No .1 .pp30-36.
- Math works, MATLAB Neural Network Toolbox User's Guide, 1999, pp. 750.
- Shaya. H., and S. Sabalani, Artificial neural network for non-iterative calculation of the friction factor in pipe flow, Comp. & Electronics Journal in Agricultural, 1998, 219 – 228.
- Yong, C. C , S. O. Lacroix, R. Sreekanth, S. Patni, and L. Masse, Application of artificial neural network model of sub surface drained farmland, Journal of Irrigation and Drainage Engineering, ASCE, 1997, 123(4): 285-292.